

Welcome Chaperone! Explore the Museum's main building — the Nature Exploration Center (NEC) — and be on the lookout for the animals of North Carolina. This guide offers easy activities to help you engage your students in learning.

Throughout the Museum

Animals of North Carolina

While exploring the Museum, find an animal with:

- feathers
- scales
- fur
- slimy wet skin
- six legs

First floor, Coastal North Carolina gallery

Animals of North Carolina's Sounds

When you get to the North Carolina's Sounds display ...

Find the pelican diving into the water.

What body part is the pelican using to catch fish? (*Its mouth.*)

How wide can you open your mouth?

Find the fish lying in the mud.

Where are its eyes? (*On top of its head.*)

Where are your eyes?

How many flying birds can you find?

What body part do they use to fly? (*Wings and feathers.*)

What can you use to fly? (*Airplanes, balloons, kites, etc.*)

Fourth floor, Arthropod Zoo

Insects

Find the giant beetle model and count its legs.

How many legs does it have? (*6*)

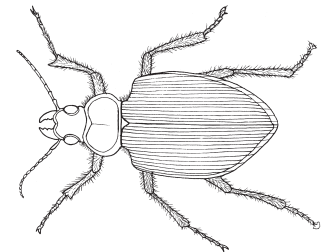
How many legs do most people have? (*2*)

Find the insect sounds display and listen to the different sounds insects make.


Can you make a sound like a mosquito or a cricket?




feathers




six legs



scales



slimy wet skin



fur