



Welcome Chaperone! Explore the Museum and be on the lookout for reptiles. This guide offers easy activities to help you engage your students in learning.

Reptiles have dry, scaly skin.



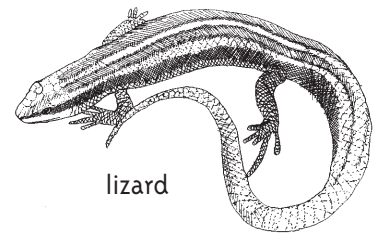
alligator

## Throughout Museum

### North Carolina Reptiles

While exploring the Museum, find a reptile:

- ❖ that swims.
- ❖ that slithers.
- ❖ with a shell.
- ❖ with a long tail.
- ❖ with four legs.




lizard

## Second floor, Mountains to the Sea gallery, near elevators

### Bottomland Turtles

Find the turtle tanks in the Bottomland Hardwood Forest display.

- ❖ How many turtles are there?
- ❖ Which turtle is the largest?
- ❖ Which turtle is the smallest?
- ❖ Do you see a turtle with spots?
- ❖ Do you see a turtle with yellow stripes on its head and feet?
- ❖ Do you see a turtle with a yellow belly?



snake


## Third floor, between elevators and bathrooms

### North Carolina Snakes

Find the North Carolina Snakes display.

These snakes are all real and alive. They cannot get out of their cages.

- ❖ Which snake is the largest?
- ❖ Which snake is the smallest?
- ❖ Do you see a snake with diamond shapes on its back?
- ❖ Can you find a black snake?



turtle