

Welcome Chaperone! Explore the Museum's main building — the Nature Exploration Center (NEC) — and be on the lookout for the animals of North Carolina. This guide offers easy activities to help you engage your students in learning.

## Throughout the Museum

### Animals of North Carolina

While exploring the Museum, find an animal with:

- feathers
- scales
- fur
- slimy wet skin
- six legs

## First floor, Coastal North Carolina gallery

### Animals of North Carolina's Sounds

When you get to the North Carolina's Sounds display ...

**Find the pelican diving into the water.**

What is the pelican using to catch fish? (*Its mouth.*)

How wide can you open your mouth?

**Find the fish lying in the mud.**

Where are its eyes? (*On top of its head.*)

Where are your eyes?

**Find the sea turtle.**

What is it doing? (*Hunting for food.*)

**How many flying birds can you find?**

What do they use to fly? (*Wings and feathers.*)

What can you use to fly? (*Airplanes, balloons, kites, etc.*)

## Fourth floor, Arthropod Zoo

### Insects

**Find the giant beetle model and count its legs.**

How many legs does it have? (*6*)

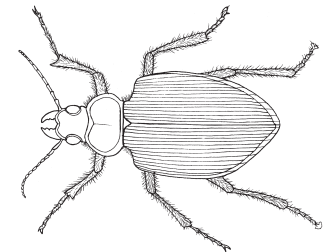
How many legs do you have? (*2*)

**Find the insect sounds display and listen to the different sounds insects make.**


Can you make a sound like a mosquito or a cricket?




feathers




six legs



scales



slimy wet skin



fur